



The Registry

MAY 2012

COVER GIRL OF THE MONTH
DON HARMER'S
MGTF



What happened at The Mitty? See Page 11

*Send in your
pictures, stories and
newsletter ideas to
Bob Anderson,
Editor
pmgreditor@gmail.com*

**The club meeting for May will
be at Berry College on May
12th**



SAVE THE DATE!

**MG2012 June 6-10, 2012
Dillard, Georgia**

The Peachtree MG Registry will host the
NAMGBR Annual Gathering @
The Dillard House
In the mountains of North Georgia

*Inviting all NAMGBR members (MGB, Midget &
1100/1300 owners) and other types of British Cars and
Motorcycles*

Web Registration is now online
<http://www.mg2012.com>

What's happening in May

May 5th

Cannonball Run

<http://www.thecannonballrun.org/>

May 6th

MG 2012 Planning session
The Harp Irish Pub

May 12th

British Motorcar Day—Berry College Rome GA

<http://www.atlantabritishmotorcarday.com/>

Peachtree MG Registry Monthly Meeting
at BMCD Berry College

May 12th

Townsend Car show

<http://www.blountbritishcars.org/gathering.htm>

May 19th

Greenville Scottish Games and British Car Show

www.greenvillegames.org

May 29th

Cars for Canines

May 30th—June 3rd

British Car Week

<http://www.britishcarweek.org/>

It's getting close. Make sure you are signed up for MG2012, Dillard GA



Points and Plugs by Tom Nadelhoffer

Greetings to all! There are a couple of great activities planned for this month. One is British Motor Car Day in Rome, Georgia on May 12. Please complete and submit the BMCD registration form provided in this month's issue if you plan to attend. The other activity is Patty and Barry's Pig Out in Talking Rock, Georgia on May 19. If you're attending the Pig-Out, please RSVP to Patty and Barry as described in this issue. Also I can't emphasize enough the importance of following the written instructions Barry provides to their mountain home. Most GPS's aren't very familiar with Talking Rock's intricate winding gravel roads and using one will all but guarantee your getting lost. I'd recommend carpooling to save gas and also to reduce the number of parking places required on the mountain top. Deb and I plan to depart The North Georgia Premium Outlet Mall on Saturday morning around 11:30. It's a 45 minute ride to Patty and Barry's from the Outlet Mall. The Mall opens at 10am. Come early and get some shopping in before we leave. Please send me an email at blueb@bellsouth.net if you want to carpool/caravan with us.

If you have not done so already I'd like to encourage you to attend MG2012 June 6-10 in Dillard Ga. The Peachtree MG Registry is the host club for this national event. Our show Co-Chairmen, Bill Gillson and Tom George are working hard and doing an outstanding job directing their Committee Chairs and associated team members to insure a successful show. We have almost 200 attendees pre-registered for the show. Based on historic information from previous national shows, we anticipate at least another 80-100 attendees to register the day of the show.

I look forward to seeing you at future events and Gatherings.....Tom





The Navigator's Seat

By Paul Flexner, Vice President

We all delight in creating wonderful ideas and learning new ways of living. But, to really learn to redo the wiring harness from experts and wonderful people and to be able to disengage the grill and replace it or to polish the carburetors is really marvelous. And, that has been my life over the last few months. The Midget is finished thanks in no small part to Sander, Sam and Bill. Many thanks! Please come to BMCD on May 12th to take a closer look at the results – and admire 'MY' handiwork.

Of course, this is not the only activity that we have been involved with over the last few weeks. Some might remember that we are hosting the NAMGBR National Show in June. Many of us have been very busy making plans for this to be our MG highlight of the year. If you like to drive your MG in the Georgia or North Carolina mountains, participate in an Autocross or Funkhana, taste wine, visit a drive-in movie or simply hang out with several hundred MG aficionados from across the continent, you won't want to miss out on the fun. If you have yet to register and reserve your sleeping room, it is not too late. You will want to become one of the more than 300 MG drivers in Dillard, GA from June 6th to 10th.

This NAMGBR show requires a lot of hands to make it a great event. Two planning meetings are planned for May – on the 6th and 20th. If you are available and wish to contribute, please be in touch with Tom George or Bill Gillson to add your name to the long list of volunteers.

Returning to May, British Motor Car Day is scheduled for May 12th at Berry College in Rome. This is our 6th year in Rome and 27th year for the BMCD. Plans are well underway to make this year's event one of the biggest and best in years. Registration information was emailed to most of our previous attendees and mailed to a few others where no email was available; and it is also included in this Newsletter. If you are looking for a marvelous day in the country, be sure to complete your registration now and mail it in. If you are interested in joining a small group of us for a lovely Friday night in Rome, please let me know. Looking forward to seeing many of you in Rome. As if driving our MG's to North Georgia is not enough for one month, the Rosenberg's will once again be hosting their Pig Roast on May 19th at their new home (can we still call it new?) in Talking Rock. But, beware, it will not be a wise move to drive your MG to their house. Details and directions appear elsewhere in the Newsletter. Please be sure to let Barry and Patty know that you are coming so they know how many of us to expect.

One of the best parts of being a part of the Peachtree MG Registry is the camaraderie that we all bring to the group. For each of our events, a spread of delicious side dishes are provided by the attendees. For BMCD and the Pig Roast, each participant or couple should arrive with their favorite or most creative offering to share. For the NAMGBR Show, we will be providing the Hospitality Suite and will welcome contributions of savory items like nuts, chips, pretzels, trail mix, fruit and other types of finger and snack food. Of course, volunteers will always be welcome to host for different time slots. Look elsewhere for a note from our Hospitality Chairs, Gayle Norton and Barbara Flexner.

Finally, don't forget to drive your British car during British Car Awareness Week from May 26th to June 3rd.

COVER GIRL OF THE MONTH

This month we feature Don Harmer's MGTF and he has graciously sent us this story:

In November 1964 I bought my MG TF 1500 from the collection of Mills B. Lane, Jr., then President of the C & S Bank (now Bank of America). Mr. Lane had kept his collection of antique and special interest cars in a museum, "The Stable of Thoroughbreds", as a tax write-off. It was located at North Ave. and West Peachtree, the site of the current B of A North Ave. Branch. A change in the tax laws prompted the sale of his collection. I was moving to Long Island, N.Y. in January, and needed a car. I had long been wishing for a "sports" car. I had inquired of a number of friends about sports cars, and Vernon Hyde, who ran a foreign car shop near Tech, let me know about the impending sale. He said that a TC and a TF in excellent shape were available. I hurried over to the "Stable", looked over both, called Mr. Lane and asked about the TC. He talked me into the TF as he was not happy with the restoration on the TC. The TF only had 3800 miles on it. He suggested that I drive it over the weekend, and if I wanted it to take it to his mechanic, Vernon Hyde, and have him fix anything we found wrong with it. Mr. Lane arranged for a loan for the full price of the car. Note that you could not get a car loan from a bank for a 10-year old car. So Monday afternoon I was driving my first "sports car", a TF 1500, serial number HDA 46/8986, XPEG 2899.

The original owner of the TF was a Naval Officer in the 6th Fleet, who had driven it only when his ship was in Norfolk. It was sold to Mr. Lane in 1960 for his collection. Frank Ridley of Atlanta, a friend of Mr. Lane, got the car from Lane for his daughter, who on her first trial tried to shift into first while going 30 MPH and promptly broke first gear. Lane and Ridley traded the car back and forth over the next year, restoring the car to Mills Lane's satisfaction in the process. (New interior, paint, and rebuilt transmission). In the end it wound up in the "Stable" until '64..

I drove the TF to Long Island, used it as my sole transportation in snow and slush, etc. In September 1966, we came back to Atlanta, and I continued to use the TF as my daily transportation. Lee and I took all our trips in it, including a trip to Key West. I continued to drive it until mid 1974 when on two consecutive Fridays someone ran into the rear while I was stopped at a traffic light. The second collision broke first gear and the cluster gear. It took 9-months to find replacements. Moss Motors was the main source, and many parts had to be remanufactured. So in the meantime I fixed up a 1962 MGB roadster (serial no.379) I had bought for salvage costs. The MGB had been declared a "total" erroneously by a claims agent

I drove the "B" for the next few years. The TF in the meantime sat in an open carport, showing the effects of 10 years daily use, the problems created by sitting a long time in a humid atmosphere, (paint peeling, brakes, etc.). It needed a lot of work, new paint, new top, (the dog had taken to sleeping on the top and had fallen thru), rebuilding the transmission, brakes, fixing the rear deck and bumper, and repairing the rusty gas tank (pin holes !).

COVER GIRL OF THE MONTH CONTINUED

One day I ran into Bill Gardner who told me about the Southeastern MG T Register, so I joined. Seeing the members cars inspired me to drive the TF again. So, eventually, I began the restoration, in fits and starts, from 1980 to 1987. The engine, which had been turned over periodically, now wouldn't, the bearings had crystallized. So a bit at a time, I went down to the frame, and replaced and restored all the moving parts and the rubber. In 1967-68, I had rewired the car completely because of the deterioration of the rubber insulation. Everything else needed cleaning, repainting, replacing, except the interior panels and seats, which were in excellent shape.

Eventually, in March 1987, I finished the job, in time to drive to GOF South in Mt. Dora, FL. The TF was awarded 2nd Place in the Concours Judging in a field of 30 TF's. Since then it had been driven to most events of the SEMGTR, Peachtree Registry, British Motor Car Day, GOF South, and the Southeastern Fall GOF's in Millageville, Clayton, Hiawassee and Dillard. The average annual mileage since restoration is 2400 miles/year. The only problems encounter since restoration have been blown freeze plugs, a generator bearing and a water pump pulley. The latter two due to a loss of a generator mounting bolt. The TF handles better than an MGB, and suffered only from the 4.875 to 1 rear end ratio which limits expressway speeds (3500 RPM = 55 MPH). It has now been Stage 3 tuned and a 4.1 to 1 rear end installed. Otherwise, the TF has the same suspension as the MGA and MGB but only weighs 1950 lbs, considerably less than the MGB. The '62 B is now getting its badly needed restoration as well as a 1971 MGB-GT.

Peachtree MG Registry Officers and Chairpersons – 2011

President —Larry Norton—mgbnut1973@yahoo.com (404-386-1151)
 V P & Events Coordinator— Tom Nadelhoffer — blueb@bellsouth.net (770-887-8877)
 Secretary/Treasurer—Jeff Wiley—jawatlanta@gmail.com (678-743-2466)
 Membership – Barbara and Paul Flexner – paf20@columbia.edu (770-220-3022)
 Technical Director – Barry Rosenberg britcars@bellsouth.net (770-689-7573)
 Historian – Tim O'Brien – timandz@bellsouth.net (404-705-9279)
 Regalia – Deanna Dowling deannadowling@comcast.net (770-892-8857)
 Newsletter Editor— Bob Anderson— pmgreditor@gmail.com (770-330-6143)
 Webmeister—Joe Rushing— joerushing@mac.com (770-447-8423)



Tech Talk

A quick lesson on coils, if you do not mind. First and foremost; it is not your coil's fault if your car will not start, if it runs rough, if you are using oil, if your turn signals do not cancel, or if you get a flat tire. It "may" be related to the coil, but 999 out of 1,000 times, it is not the coil causing your problem.

So, what does a coil do? It provides the electrical charge to fire the spark plugs. It takes a relatively low volt battery voltage and amplifies it to a high enough current to fire the plug. Inside the coil are a series of windings in an oil bath that allows the current to increase. Moss Motors has some great videos on the internal workings of the coil, so I will not go into the physics of how they work, just assume that they do.

One problem we seem to have with coils is the difference between the early and later versions. As the Moss video calls them, there is a 6 volt coil and a 12 volt coil. Both work on the 12 volt battery in our cars. They should be referred to as an internally resisted and externally resisted coil; that is the real difference. The early cars had the internally resisted coils. Later cars have the external resisted coils.

Why would the engineers make this change? Simple, they were trying to make the cars easier to start, especially when cold. When an engine is cold, the oil is thick, the starter and battery are not at their best and there is a large battery drain when you turn the key to start. The current coming out of the coil depends on the current going in. If you have a good battery, then you should have about 12.5 volts. It could degrade to 11 volts and still work.


When the starter is engaged, the battery volt-

age to the coil could drop to 9 or less. Test **By Barry Rosenberg** this with a volt meter on the ignition side of your coil and the other wire to a ground. Turn the key and watch the voltage drop from battery voltage to something less when the starter turns. Now, when your car is cold or hot and at the condition it is hardest to start, reduced voltage to the coil is the last thing you need. It reduces the voltage to the plugs when they need the most.

Remember this for a minute so I can diverse a little. The early coils came with 3 ohms of internal resistance. By adding this resistance, the coils run cooler. There are formulas for this; amps X ohms = volts. Then volts X amps = watts. Watts is a form of measuring heat. Touch your normal headlamps after it has been on for a while and see what 50+ watts feel like. It's hot. So, let's solve a quick formula and determine how many amps we have. With 3 ohms of resistance and 12 volts available, we get 4 amps. Now plug that into the second formula to solve for watts and we get 48 watts. Just about as hot as your headlamp. Why does this matter?

Heat is the enemy of the coil. Now let's use the newer coils with only 1.5 ohms of resistance. The same formula gives us 8 amps in the first formula and 96 watts in the second. This is way too hot and will boil the oil in the coil. But, the reduced resistance, fewer ohms, gives more power to the plugs and that helps our cars start. So, for starting only, they allow the coil to have straight battery voltage without going thru an external resister. When you start the car, a terminal on the starter sends battery current directly to the coil, usually thru a white and light green wire. Current from the key in the run position goes thru an external resister of 1.5 ohms. And with the internal coil resistance of 1.5 ohms, we are back to 3 ohms of resistance.

Continues on Page 10



From the Membership Chair

Car quotes

"Gotta work on the nut behind the wheel before you start fixing bolts on the car".

If the car feels like it is on rails, you are probably driving too slow. -Ross Bentley

Thanks for a great Spring Drive Chris.

10 new members since the 1st of the year 102 paid members so far.

We had about 100 letter sent out to forgetful and/or ex members to renew membership after which we will begin updating the files to only current members so please renew your Peachtree MG Membership.

John and Sheila Macolino



May Birthdays

- | | |
|----------------------|-----------------------|
| 4 Pamela Bargeron | 18 Jack Orkin |
| 4 Vanessa Dubuc | 23 Sue Carlisle |
| 4 Allison Fichter | 23 William H. Gillson |
| 4 Gus Smith | 26 Debbie S. Peck |
| 4 Joyce Westmoreland | 27 Tom Nadelhoffer |
| 5 Ann Crissey | 28 Sherri Richards |
| 10 Dan Beckett | 29 Claudie Metcalfe |
| 11 Don Mathis | 30 Kathy Orkin |
| 13 Kathy George | 31 Ann Ulmer |
| 16 Jay Franklin | |

A Happy Birthday to one and all



Continued from Page 8

Tech Talk

The short time the starter is turning; it does not overheat the coil so no damage is done.

Test this for yourself. Take one of the cheap voltmeters and set to the lowest resistance setting. With all wires removed from your coil, touch one wire from the meter to each terminal of the coil. It should be near either 1.5 or 3 ohms. Now, set the meter to voltage and touch one wire from the meter to the coil wire from your ignition switch, should be solid white. Turn the key on and read the voltage, which should be 12-12.5 with a good battery. Now have someone try to start the car (it won't) and see what the voltage drops to. If your car is the later with a white and green wire, do the test to that one also. But test the voltage on the ignition side of the external resistor and then the coil side. You will see a lower voltage on the coil side than the ignition side.

Now check the voltage at the same locations with someone turning the starter. The ign. sw. side will still have battery voltage, although lower now due to the starter drawing it down. The coil side will have considerably less when the starter turns as it is going thru the resistor. This is the voltage you are sending to your coil thru the ignition system while starting the car. Now check the voltage at the white and green wire while turning the starter. It should be the same as the voltage you had at the resistor when testing the wire from the switch. You are sending more voltage to your coil now than the early systems with the high resistant coils.

Make sure you reconnect all the wires correctly before starting your car. So now you understand why the different coils. If you have an early system, you can easily modify it to the

later so you get the extra voltage to help start
By Barry Rosenberg

ing your car. You will need a new, lower resistance coil, a 1.5 ohm resistor (one with built in heat sync), a 4 poll relay and some wiring items.

Take your white and red wire from your starter solenoid and attach it to the relay terminal that activates the relay. Run a wire to the ground from the opposite terminal. Now, when you turn the key, the relay energizes and clicks. You can make a short jumper wire to go from the same terminal with the white and red wire and jump it to one of the other terminals on the relay. From the last relay terminal, run a new wire to the starter solenoid and another directly to your coil, ignition side. What you now have is battery voltage to the coil when you turn the key to the start position and the same to your starter solenoid.

The original white wire that went to your coil now goes to the new resistor and a new wire goes from the resistor to the ignition side of the coil. What you have here is battery voltage to the resistor when in the run position but you have resisted current to the coil in the run position thru the resistor. Now, when you start your car, you have 1.5 ohms of resistance to the coil providing a hotter spark to the plugs but it is reduced when you are driving to reduce the current and therefore the heat buildup in your new coil. So, why do we need the relay?

Continues on Page 11

Continued from Page 10

Tech Talk

Good question. It is not just to confuse you. Without the relay, you would be getting voltage to your coil while driving the car; this voltage would also be able to go to the starter solenoid engaging the starter all the time you are running the engine if you did not have the relay to isolate the systems. If you are scared to attempt this on your own then attend our next

By Barry Rosenberg

tech session and I will demonstrate how it is done. There is no guarantee that it will make your car start easier but the factory engineers thought it would.

So, if I have confused y'all enough, I will end now. See y'all soon somewhere on the road. And do not forget to sign up for the MG2012 show in Dillard this June. There are classes for all British cars, not just MGBs. We are expecting about 300 cars so come join us.

What Happened at The Mitty

A Motley Crew



A 1999 MGF



Our Cars



What Happened at The Mitty

Other people's cars



Here come the Triumphs



Hermann doing the circuit



Tom, having just "saluted" the Triumphs




Once again, many thanks to Chris Gore for yet another incredible Spring Tour



More on next page





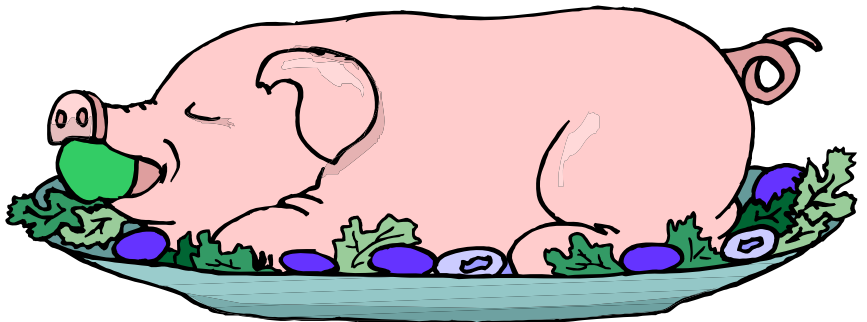

It's Pigout Time Again

Patty and I are doing another kosher pig out. It is May 19th at our house. We start about 5:00 am and eat about 5:00 pm. Come any time after about noon to enjoy the mountains and company. You can also help if you would like. Please let us know if you are coming and what side dish you would like to bring. We will have all the pig you can eat, Brunswick stew, and I don't know what else. It is always BYOB or W (club rule and a good one). We will also have some zip lock bags for leftovers.

Remember, this is a family event. You can bring your family and friends so they too can experience a real old fashioned kosher pig out.

There are a few rules; one is to not always trust your GPS. If in doubt, give us a call or email for directions. Next, try to share a ride and not bring an MG. And especially, DO NOT bring an empty pick up with slick tires. If you have to, fill it with cement blocks first. And lastly, once on our driveway, DO NOT STOP, keep your speed about 15mph and you WILL cruise to the top. If in doubt, call us in advance and we will arrange a safe ride to the top from the bottom so you do not have to drive up the hill.

britcars@ymail.com or 770-689-7573 will get yall in touch with me. We are looking forward to seeing all of you. RSVP please.





Little British Car Co

Quality Parts at a Reasonable Price

www.LBCarCo.com

29311 Aranel


Farmington Hills, MI 48334

Phone: (248) 489-0022

Email: LBCarCo@LBCarCo.com

Enjoy this week's event and please keep us in mind for your shopping throughout the year. Parts for restoration & maintenance are our main business – **at always discounted prices**. We have the parts you need, the convenience you want & a lower price than you thought you would pay.


We're an authorized distributor for Moss Motors, Pertronix, Moto-Lita, Gunson & more. And we have quality automotive accessories & gifts for the British car enthusiast.



Cars & Parts

MGB Exhaust System with manifold and Magnaflow mufflers. Rear muffler is polished stainless steel. Intermediate is stainless steel also but not polished. \$150.00 Email Bob Anderson arethusaboy@comcast.net





Cars & Parts

For Sale 1969 MGB Roadster

Some history

I began to restore the car approx. 10 years ago, gradually replacing just about everything. Engine was completely rebuilt, new suspension, stainless exhaust system, gas tank, overdrive gearbox and all new wiring. Leather interior, new windshield, wire wheels (including the spare) new tires. Many more new parts with receipts.

Also includes an extra gearbox, radiator, a hardtop which needs new glass, and a couple of boxes of assorted parts.

\$9,000.00 takes everything.

Tuck Southworth

Wilton , CT


203-544-8188 (h)

203-216-1553 (c)

Truxtun Southworth <tuck.southworth@gmail.com>



If your car/item sells please let me know as soon as you can. Thanks, Bob



Cars & Parts

1952 MG TD/C Roadster Full restoration. Runs like a top. Painted English yellow cream with new tan upholstery. All new side curtains, tonneau cover, boot cover, and all wood replacement. Has new car cover and radial tires. Has been garaged since her restoration.. Come take a ride and see what a great little car she is. Asking \$22,000. Please contact: annbright1@comcast.net



For Sale: 1951 MGTD. Beautifully restored, excellent condition. Light BRG with tan interior. Top and side curtains included. Needs new battery. Great price at \$15,000. Atlanta area. Additional photos available.

**Contact Barbara Simmons.
bljsimmons@comcast.net**



If your car/item sells please let me know as soon as you can. Thanks, Bob



HOSPITALITY

Hospitality is a large part of what we do as a club. MG 2012 is coming and we are asking for all of you who are attending to help with hospitality. At Dillard House we will have a large separate space with outdoor and indoor accommodations to serve as our space for hospitality. We would very much appreciate your time and donations to make this space as welcoming as possible to our guests. There is a full kitchen in the space, but it does not have pots and pans.

So....we are asking you for donations of time and goods. As for the goods, chips, pretzels, nuts, baked goods and other snacky foods. As for the time... there is a sign-up sheet that will be available at the next few club events. Please take a shift, contact Gayle Norton at 770-345-1779. She has the schedule!

Any questions contact Gayle at the above number, or me, Barbara Flexner at 770-220-3022, or bflexner@hotmail.com. We'll be glad to try to answer.

Gayle and I thank you in advance for helping us with the hospitality suite at MG2012. If you are reading this and your wife is not, please share this with her!



Ric Cline



British Car Specialist

Performance, Repair & Restoration

Now Your Source for Parts Too!



**1611 Davidson Road
Shady Dale, GA 31085**



Pick-up and Delivery Available for the Cost of Fuel!

**Call 770-778-0843 for an Appointment
or to Order Parts**





The 16th Annual TRIANGLE BRITISH CLASSIC

**Car Show, Awards, Raffle, 50/50, Band, Food
22 + British Car Display Classes**

Saturday, May 19, 2012

Time: 8:30 am - 3:00 pm

Location: North Hills Mall

4351 Lassiter Mills Road

Raleigh, NC, 27609

**Sponsored by:
The North Carolina MG Car Club**

www.ncmgcc.org

Details: TriangleBritishClassic@gmail.com

TWENTY - NINTH ANNUAL
BRITISH MOTORCAR DAY

Berry College Campus—Rome, Georgia—May 12, 2012

Register Today for British Motorcar Day 2012

Just complete the registration form below and send it in with \$20 now (save even more if you are bringing multiple vehicles -they are only an additional \$5 each if pre-registered) and you avoid the long registration lines on the day of the show. Please send your pre-registration in by May 1st.

Late and Day of Show Registrations are \$25 per car.

No confirmation notice is sent but we will have a list of all pre-registered entrants at the registration tables on the day of the show. Please be sure to send in your entry form as early as possible so that we can get your name on the list. You must check in before joining the event.

Featured Marques 2012—50 Years
of the MGB and Lotus Elan



OFFICIAL REGISTRATION FOR BRITISH MOTORCAR DAY
No Kit Cars, Replicas, Commercial Displays or For Sale Signs in the Main Show Area

Twenty-Ninth Annual British Motorcar Day - May 12, 2012 @ Berry College - Registration Open 9:00 AM to 11:30 AM

Name _____	Motor Car Information
Address _____	Year _____
City, State, _____ ZIP _____	Make _____
Email address _____	Model _____

(Be sure to fill this out completely so that we can keep you informed about the upcoming change of venue)

Member of Car Clubs: _____

_____ Number of cars registered. Pre-registration fee is **\$20**; Additional cars **\$5** each.

After May 1st ,and Day of Show; \$25 for each car.

(All trailered cars must go to the unloading area, cars must be driven onto show grounds)

_____ Number of cars registered in the Car Corral - (British Cars for Sale - Same fees as Car Show Registration)

All cars for sale will be displayed in this area only!

All Vendors and New Car Dealers please contact Dave Kirkman @ 770-886-7435

Total \$ _____ Registration Fees (a tax deductible charitable contribution); Make Checks payable to:
British Motorcar Club, Inc., 1215 Club Walk Dr, Atlanta, GA 30319

In consideration of the acceptance of this entry, I waive any and all claims for myself and my heirs against the British Motorcar Club, Inc., Officials and Sponsors of the British Motorcar Day, 2012, for injury or illness that may result, directly or indirectly, from my participation. I further state that my vehicle is insured and complies with the Motor Vehicle Laws of the State of Georgia.

Date: _____ Signature: _____

For more information contact 404-273-9772 or go to: www.atlantabritishmotorcarday.com

Murphy to Manteo Rallye / North Carolina Border Tour and MG2012 MGB Event in Dillard, Georgia

This guide is for you to use to create your own MG adventure. You may choose to follow the route below. You can make the route open-ended and increase your stay at any one of the beautiful locations North Carolina has to offer. The route below will take you around the border of the state of North Carolina, travel the whole way on the state's Blue Ridge Parkway, and go from Murphy (the mountains) to Manteo (the sea). HAVE FUN!

RALEIGH AREA KICKOFF - Sunday, June 3

HOTEL:

Hampton Inn 12318 Wake Union Church Road Wake Forest, NC 27587	Tel: 1-919-554-0222 Ask for Confirmation # 80299499 - MG Event	Room Type: Double Queen or King Rate: \$89.00 + tax Rate held until Sun, May 20	Hotel located close to Rolesville where Rallye will start.
There are other chain hotels in Wake Forest and Raleigh.			

PLANNED GROUP ACTIVITIES:

- Hospitality by the North Carolina MG Car Club
- Rolesville Concert in the Park featuring the North Tower Band at Mill Bridge Nature Park 5:00-7:00pm as part of Rolesville's 175th Anniversary Celebration in 2012. **LOCATION:** Mill Bridge Nature Park is at 4600 Winslet Drive, Wake Forest, NC.

RALEIGH SIGHTS

- Downtown Raleigh, Capitol of North Carolina called "The City of Oaks"
- North Carolina Museum of Art
- North Carolina Museum of History
- North Carolina Museum of Natural Sciences
- North Carolina State University
- University of North Carolina at Chapel Hill
- Duke University

REVOLUTIONARY WAR SITES IN NORTH CAROLINA: <http://www.waywelivednc.com/maps/historical/rev-war.pdf>

GREENSBORO - Guilford Courthouse National Military Park, 2332 New Garden Road, Greensboro, NC 27410-2355

Visitor Information - (336) 288-1776

The Battle of Guilford Courthouse was fought Thursday, March 15, 1781. It was the largest, most hotly-contested battle of the Revolutionary War's Southern Campaign.

SIGHTSEEING OPTIONS:

Visit the North Carolina State Parks website: <http://www.ncparks.gov/Visit/main.php>

Visit the North Carolina DOT Scenic Byway website: <http://www.ncdot.org/travel/scenic/>

WINERY:

Check here for wineries in North Carolina: <http://www.ncwine.com/> and <http://www.visitnc.com/itineraries/index/all/1/100029/> with a specific listing of wineries in the Yadkin Valley area: <http://www.allamericanwineries.com/nc/yvwt/index.htm>

DAY 1 – Monday, June 4 – START from Rolesville to Mt Airy, NC

Estimated Distance: 230 miles

ROUTE:

Meet at Main Street Park in downtown Rolesville, NC between 8:00-8:45am. We will have police assistance when we take off at 9am. There are 3 gas stations, 2 auto parts stores, and 5 fast food restaurants within two blocks of Main Street Park. Expect local media to be present as this event will be a part of Rolesville's 175th Anniversary celebration (<http://rolesvillenc.gov/175th/>). **LOCATION:** Main Street Park is at 200 S Main Street and is across the street from Rolesville Elementary School.

Take Hwy 401 north, then Hwy 96 north to Oxford, take Hwy 158 west to Roxboro, continue on Hwy 158 to Reidsville, travel on Hwy 65 and 704 and 89 to Madison, then Hwy 311 to Walnut Cove, then Hwy 89 to Danbury (sightseeing A). Take Hwy 66 and 268 and 52 south to Pilot Mountain State Park (sightseeing B). Take Highway 52 north to Mt Airy (sightseeing C). Take Hwy 601 southwest to Dobson for the hotel.

LUNCH SUGGESTIONS:

1. Might want to have lunch in Danbury before taking the Hanging Rock Scenic Byway.
2. Have late lunch in Mt. Airy before seeing the town of "Mayberry" fame.

PLANNED GROUP ACTIVITIES: - Piedmont British Car Club ??

A – Hanging Rock State Park and Scenic Byway. Park entrance is at the junction of Hanging Rock Park Road (SR 2015) and Moore's Spring Road (SR 1001) which is between NC 8/89 east of the park and NC 66 west of the park. See sheer cliffs, peaks of bare rock, quiet forests, cascading waterfalls (200 ft), views of piedmont plateau for miles.

B – Pilot Mountain State Park and Pilot Knob. 1792 Pilot Knob Park Road, Pinnacle, NC 27043

Pilot Mountain/Knob rises more than 1,400 feet above the rolling countryside of the upper Piedmont plateau. Pilot Mountain is a remnant of the ancient Sauratown Mountains. A quartzite monadnock, this rugged mountain rock has survived for millions of years while the elements have eroded surrounding peaks to a rolling plain.

C – Mt Airy. See the Andy Griffith Mayberry attractions. There is an Andy Griffith Museum, Squad Car Tours, Floyd's Barbershop, and much more.

HOTEL:

Hampton Inn & Suites Dobson 150 Charlestowne Dr Dobson, NC 27017	Tel: 1-336-353-9400 Ask for Confirmation # 80438407 - MG car club	Room Type: King studio suite Rate: \$116.10 + tax Rate held until Sun, May 20	Hotel located on Shelton Vineyards property. Hotel has a one-of-a-kind wine bar in the lobby.
There are other chain hotels in Mt Airy.			

WINERY: Shelton Vineyards, 286 Cabernet Lane, Dobson, NC 27017 Tel: 336-366-4724 <http://www.sheltonvineyards.com/>

DINNER SUGGESTIONS:

1. Mt Airy downtown – There are more than 20 restaurants to choose from.
2. Shelton Vineyards - The Harvest Grill at Shelton Vineyards Tel: (336) 366-3590

3.

DAY 2 – Tuesday, June 5 – Dobson/Mt Airy to Asheville

Estimated Distance: 220 miles

ROUTE:

Take Hwy 52 north to Mt Airy, then Hwy 89 and 18 west to the Blue Ridge Parkway (approx. BRP mile marker 220). Travel the BRP for 180 miles to south of Asheville (approx BRP mile marker 395) to the Biltmore Square Mall. Stop at any/all scenic overlooks and Visitors Centers and other attractions and towns along the way.

PLANNED GROUP ACTIVITIES:

- LUNCH – Members of the Catawba Valley British Car Club will join us for lunch in Blowing rock
- ASHEVILLE – Hospitality – British Car club of Western NC

Sights along the Blue Ridge Parkway website: <http://www.blueridgeparkway.org/>

- Cumberland Knob - first recreational area completed in 1937 – marker 217.5
- Doughton Park – picnic area - marker 238.5
- TOWN: Glendale Springs and the Northwest Trading Post
- E.B. Jeffress Park – picnic area - marker 272
- Moses Cone Memorial Park & Julian Price Memorial Park - Craft Center – marker 294
- TOWN: Boone
- TOWN: Blowing Rock
- Side Trip to Original Mast General Store & Annex, Valle Crucis 828-963-6511
- Linville Cove Visitor Center – marker 304
- Grandfather Mountain – marker 305
- Linville Falls – marker 316
- Museum of North Carolina Minerals – marker 331
- TOWN: Little Switzerland
- Crabtree Meadows and Falls – marker 339
- Mount Mitchell State Park – marker 355, left at Hwy 128 – This is the highest point (6,684 ft) east of the Mississippi.
- Craggy Gardens – marker 364
- Folk Art Center – marker 382
- TOWN: Asheville
- Side Trip to Biltmore Estate
- NC Arboretum – marker 393

HOTEL:

Hampton Inn Asheville - I-26 Biltmore Square One Rocky Ridge Road Asheville, NC 28806	Tel: 1-828-667-2022 Ask for Confirmation # MG Car Club	Room Type: Double Queen or King Rate: \$119.00 + tax Rate held until May 5	Asheville Named "Beer City USA" in 2009 The Brews Cruise offers a variety of walking and van tours around the Asheville area. Tours are \$40 and include a visit to 3 different breweries, samplings of their unique craft brews and a glimpse into their brewing process.. For more information or to schedule a tour go to http://www.brewscruise.com/asheville .
There are other chain hotels in Asheville Biltmore Square Mall			

WINERY: The Biltmore Winery is the most visited winery in the USA: http://www.biltmore.com/our_wine/default.asp

DINNER SUGGESTIONS:

Many restaurants to select from at Asheville's Biltmore Square Mall or in downtown Asheville

DAY 3 – Wednesday, June 6 – Asheville to Murphy to Dillard, GA

Estimated Distance: 220 miles

ROUTE:

From the hotel at Biltmore Square Mall travel to the Blue Ridge Parkway on Hwy 191 (approx BRP mile marker 395). Take the BRP all the way to the end (approx 75 miles) at Cherokee, NC. From Cherokee take Hwy 19 and US 74 to Murphy - (see Planned Activity). From Murphy travel to Dillard, Georgia on Hwy 19 and 64 towards Franklin then south on 23/441 direct into Dillard, Georgia.

LUNCH SUGGESTIONS:

- Lunch at Murphy - Doyle's Cedar Hill Restaurant, 925 Andrews Rd, Murphy, NC 28906 Tel: 828-837-3400

PLANNED GROUP ACTIVITIES: Picture of car at Murphy city limit sign. This is an individual activity or small group activity. This picture is your proof of the start of your trip from Murphy (the mountains) to the end at Manteo (the sea).

Sights along the Blue Ridge Parkway website: <http://www.blueridgeparkway.org/>

- Mt. Pigsah – picnic area – marker 408
- TOWN: Cruso
- Looking Glass Rock Overlook and Falls – marker 417
- Highest point on parkway – marker 430
- TOWN: Waynesville
- TOWN: Balsam
- Waterrock Knob Visitor Center – marker 451 – one of the best places in the North Carolina mountains to watch a sunrise or sunset.
- TOWN: Cherokee, Cherokee Indian Reservation, museums, Harrah's casinos
- Great Smokey Mountains National Park

HOTEL:

The Dillard House 768 Franklin St (POBox 10) Dillard, GA 30537	Tel: 1-800-541-0671 Cancellation: 30 days prior	Room Type: Rabun Bald Check in 3pm Check out 11 am	Pat & Ron's hotel for the NAMGBR event
There is a list of hotels for MG2012			

DINNER SUGGESTIONS:

Dillard, Georgia

DAYS 4, 5, 6, 7 – Wednesday-Sunday, June 6-10 – MG2012 Dillard, Georgia – NAMGBR MG 2012 ACTIVITIES

SPECIAL NOTES:

- Queen Elizabeth II (Elizabeth Alexandra Mary) was born on 21 April, 1926 at 17 Bruton Street, London. Her birthday is officially celebrated in Britain on the second Saturday of June each year. The day is referred to as "[the Trooping of the Colour](#)", the official name is "the Queen's Birthday Parade".
- 2012 is the 50th anniversary of the MGB.

DAY 7 – Sunday, June 10 – Dillard, GA to Chimney Rock/Lake Lure, NC

Estimated Distance: 100 miles

ROUTE:

Take GA Hwy 246/NC Hwy 106 to Highlands, NC. Then take NC Hwy 64 east Brevard, then to Flat Rock and on to Chimney Rock/Lake Lure.

LUNCH SUGGESTIONS:

- Brevard Downtown – O.P. Taylor Toy Store, Mast General Store, Antique Shops & Boutiques
- Flat Rock at Carl Sandburg home
- Local restaurants in Chimney Rock and Lake Lure.

PLANNED GROUP ACTIVITIES:

1. Take group pictures before leaving Dillard MG 2012 car show
2. Hospitality Party - Broad River European Car Club

SIGHTSEEING OPTIONS:

Visit the North Carolina State Parks website: <http://www.ncparks.gov/Visit/main.php>

Visit the North Carolina DOT Scenic Byway website: <http://www.ncdot.org/travel/scenic/>

- If you did not do this while at Dillard, take side trips off Hwy 64 along the Waterfall Byway with about 200 waterfalls in the area. Beginning north of Rosman, North Carolina, the byway route passes through lands full of scenic wonder and historical significance. Bridal Veil Falls is a spectacular, 120 foot drop into the Cullasaja River below and nearby Dry Falls derives its name from the fact that visitors can walk behind the falls without getting wet.
- Whitewater Way - see some of the most beautiful waterfalls in the Eastern United States - at the intersection of U.S. 64 and N.C. 281 in the village of Sapphire and south for 20 miles.
- Side trip to Flat Rock – Carl Sandburg’s Home - Carl Sandburg’s (poet and author) home (US National Park site) located three miles south of Hendersonville, NC on Little River Road off of the Greenville Highway/Rt. 225 in Flat Rock, NC
- Bat Cave - Western North Carolina is legendary for its spectacular scenery. The Hickory Nut Gorge is nestled between the Blue Ridge and Great Smokey Mountain ranges. The Gorge was formed by the Rocky Broad River that begins in the higher elevations as a stream and winds its way down through craggy cliffs to the sparkling waters of Lake Lure. This fourteen-mile long canyon encompasses the four picturesque townships of Gerton, Bat Cave, Chimney Rock Village, and Lake Lure. All along the way are quaint places to shop and scenic places stop to explore in “the Jewel of the Carolinas,” along with a 404 ft waterfall.
- Chimney Rock State Park - park facilities include a tunnel and elevator to the rock summit. (Part of “Dirty Dancing” movie filmed here. The rock was part of “The Last of the Mohicans” movie.)

HOTEL:

Esmeralda Inn 910 Main Street, Chimney Rock, NC 28720	Tel: (828) 625-2999 (888) 897-2999 Ask for Confirmation #MG car club/NC Border Rallye	Room Type: All 14 rooms Rate: \$129.00 + tax Rate held until March 10, 2012	The Esmeralda Inn is nestled within the Hickory Nut Gorge of the magnificent Blue Ridge foothills.
Chimney Rock Inn 126 Main Street Chimney Rock, NC 28720	Tel: 828-625-1429 Or 800-625-2003	Room Type: 8 motel rooms Rate: \$59 Queen or \$68 two doubles	Chimney Rock Inn has standard motel rooms facing the park with spectacular view and walking distance to restaurant and shops.
The Carter Lodge on the River 273 Main Street Chimney Rock, NC 28720	Tel: 828-625-8844 Carterlodge@bellsouth.net	Room Type: 16 motel rooms	The Carter Lodge has rooms facing the park across the street from Chimney Rock Inn

There are other small, local, motor courts, motels, hotels, and B&B's in Chimney Rock and Lake Lure.

DINNER SUGGESTIONS: Local restaurants in Chimney Rock and Lake Lure

DAY 8 – Monday, June 11– Chimney Rock/Lake Lure to Pinehurst/Southern Pines, Aberdeen

Estimated Distance: 200 miles

ROUTE:

Go east on Hwy 64 to Rutherfordton. Then take Hwy 74 east to Shelby (see Lunch Suggestions). Continue on Hwy 150 and 27 east to Lincolnton. Continue east on Hwy 27 and 73 and 21 to Cornelius (see sightseeing A). From Cornelius take Hwy 21 and 73 to Concord and Albermarle. Then take Hwy 27/24 through Uwharrie National Forest (see sightseeing B) to Troy. From Troy take 220 and 211 to Pinehurst.

LUNCH SUGGESTIONS:

- Speedway Club at Charlotte Motor Speedway – Metroline MG Club will join us for lunch.

PLANNED GROUP ACTIVITIES:

1. Manager's Reception in the evening at Homewood Suites in Pinehurst with a presentation by noted golf writer and Pinehurst resident, Jim Dobson, who has offered to provide some insight into the history of Pinehurst and golf.
2. Central Carolina British Car Society ??
3. BATS – British Auto Touring Society ??

A – Lake Norman - Largest man-made lake in the Carolinas. Visitor Center: 19900 W Catawba Ave, Cornelius, NC
Tel: 704.987.3300 • 800.305.2508

B – Grier Beam Truck Museum – This must see attraction was founded 1982 by the Carolina Freight Carriers Corporation as part of its 50th Anniversary celebration. Housed in the original gas station where Carolina Freight had its humble beginnings, you can explore over 7500 square feet of vintage trucking memorabilia from the last seven decades. Catch the spirit that sparked the growth of one of America's largest and most respected trucking companies in the world. Go to www.beamtruckmuseum.com for more information.

C – Hendrick Motorsport complex – Near Charlotte Motor Speedway is a must see for NASCAR fans. This multi-building complex houses the Jimmy Johnson, Jeff Gordon, Dale Earnhardt Jr, and Kasey Kahne race teams, the Hendrick engine building and fabrication shops and the new Rick Hendrick Museum.

D - Uwharrie National Forest – (website: <http://www.uwharries.com/>) - According to geologists, these mountains are remnants of a chain of islands crushed between the collision of the North American and the African continental plates. Among the earth's oldest mountain ranges, the Uwharries sprang from a chain of volcanoes some 500 million years ago. Peaks that once towered to heights of 20,000 feet today top out less at than 1,000 feet.

Side trips to:

- NC Zoo south of Asheboro
- Follow Pottery Road beginning north of Pinehurst on NC 705 from Eagle Springs to Seagrove

HOTEL:

Homewood Suites by Hilton Olmsted Village (near Pinehurst) 250 Central Park Avenue, Pinehurst, NC 28374	Tel: 1-910-255-0300 Ask for Confirmation #Murphy To Manteo Rallye	Room Type: 25 rooms - Suite Rate: \$104.00 + tax Rate held until May 10, 2012	World renowned golf facilities - Stay an extra day or two to play golf Provides full hot breakfast (made to order omelets, etc.)
There are other chain hotels in Pinehurst/Southern Pines/Aberdeen area.			

DINNER SUGGESTIONS: Dugan's Pub or the Pine Crest Inn, both just a mile from the hotel in historic Pinehurst Village.

- Dugan's Pub, 2 Market Square – Pinehurst, NC
- The Pine Crest Inn, 50 Dogwood Road, Pinehurst, NC

DAY 9 – Tuesday, June 12 – Pinehurst/Southern Pines/Aberdeen to Wilmington and New Bern

Estimated Distance: 234 miles

ROUTE:

From Pinehurst take Hwy 5 and 1 and 15/501 south to Laurinburg. Then take Hwy 74 and 701 to Whiteville. Then it is Hwy 74 and 76 to Wilmington for a lunch stop. From Wilmington take Hwy 17 to New Bern.

LUNCH SUGGESTIONS:

- Lunch on the Wilmington riverfront downtown by the Hilton or travel over the intracoastal to Wrightsville Beach for lunch on the Atlantic Ocean or visit the USS Battleship North Carolina
- Cape Fear British Car Club ??

HOTEL:

Hilton New Bern / Riverfront (in Feb will be Hilton Doubletree) 100 Middle Street New Bern, NC 28560	Tel: 1-252-638-3585 Ask for Confirmation #MG Car Club	Room Type: 10 rooms standard Rate: \$129.00 + tax Rate held until May 11, 2012	
There are other chain hotels in New Bern.			

PLANNED GROUP ACTIVITIES:

SIGHTSEEING OPTIONS

- Tryon Palace – The governor's palace and first permanent capitol of North Carolina
- Pepsi Museum – Birthplace of Pepsi

DINNER SUGGESTIONS:

Morgan's Tavern and Grill ??

DAY 10 – Wednesday, June 13 – New Bern to Manteo/Kill Devil Hills/Kitty Hawk

Estimated Distance: 165 miles

ROUTE:

From New Bern take Hwy 17 to Washington. Then take Hwy 17 and 264 to Manteo (see Planned Activity). From Manteo take Hwy 64 and 158 to Kill Devil Hills and Kitty Hawk and the Atlantic Ocean.

LUNCH SUGGESTIONS:

- Lunch in Manteo
- Lunch on the Atlantic Ocean

PLANNED GROUP ACTIVITIES:

- Picture of car at Manteo city limit sign. This is an individual activity or small group activity. This picture is your proof of the completion of your trip from Murphy (the mountains) to the end at the sea (Manteo).
- Attend the “The Lost Colony” outdoor drama. The “Lost colony” is the longest-running symphonic drama in the world. Since 1937 over four million people have seen this dramatization of the plight and mysterious disappearance of the first English settlers in America. Written by Pulitzer Prize winning playwright Paul Green the show is produced summer nights by a company of more than 100 actors, dancers, singers, and technicians. Witness epic battles and Indian dances.
- Group pictures before we depart for home.

SIGHTSEEING OPTIONS

Spend extra days at the beach

- Wright Brothers National Memorial and First Flight Memorial at Kill Devil Hills
- Jockey’s Ridge State Park - the tallest natural sand dune system in the Eastern United States. Located in Nags Head
- Visit the lighthouses
- Visit forts and aquariums
- Go deep sea fishing
- Outer Banks Brewing Station, 600 S Croatan Hwy, Kill Devil Hills (America's First Wind Powered Brewery) 252-449-2739
- Roanoke Island - site of first English settlement in US
- Fort Raleigh National Monument
- Elizabethan Gardens - A reproduction of a garden of the time of Elizabeth I located on Roanoke Island.
- Elizabeth II State Historic Site – Ships on the waterfront of Roanoke Island, Manteo, NC

HOTEL:

Hilton Garden Inn 5353 North Virginia Dare Trail Kitty Hawk, NC 27949	Tel: 1-252-261-1290 Ask for Confirmation #MG Car Club	10 rooms being held – side ocean view Room Type and Rate: Double \$139.00 + tax King \$149.00 + tax Rate held until May 12, 2012	
There are other chain hotels in Manteo and Kitty Hawk area.			

DINNER SUGGESTIONS:

Dinner in Manteo or on the Atlantic Ocean

DAY 11 – Thursday, June 14 – Kitty Hawk to Raleigh/Rolesville/HOME

Estimated Distance: 230 miles

ROUTE:

From Kitty Hawk take Hwy 158 to Elizabeth City. Then take Hwy 17 north to South Mills (see sightseeing A). Then take Hwy 17 and 158 to Murfreesboro. Continue on Hwy 158 to Roanoke Rapids and Henderson. From Henderson go south on Hwy 39 and 1 and 96 and 401 to Rolesville (and further south to Raleigh).

LUNCH SUGGESTIONS:

Could have lunch in Roanoke Rapids or Henderson

PLANNED GROUP ACTIVITIES:

SIGHTSEEING OPTIONS:

[A – Dismal Swamp State Park](#), 2294 US 17 North, South Mills, NC 27976 - walk along the 2000-foot boardwalk into this geological wonder. Experience first hand the lush swamp forest and get up-close and personal with the wide variety of wildlife. Learn why George Washington called the Dismal Swamp “a glorious paradise”, how the swamp was important in the Underground Railroad and the ecological importance of wetlands

HOTEL:

Hampton Inn 12318 Wake Union Church Road Wake Forest, NC 27587	Tel: 1-919-554-0222 Ask for Confirmation # 80299499 - MG Event	Room Type: Double Queen or King Rate: \$89.00 + tax Rate held until Sun, May 20	Hotel located close to Rolesville where Rallye will start.
There are other chain hotels in Wake Forest and Raleigh.			

DINNER SUGGESTIONS: